

**Hungaroring**  
**International GT Open**  
**Free Practice - 3**  
**Provisional Results**



Cls	Nº	Entrant/Team	Nat	Driver 1	Nat	Driver 2	Nat	Vehicle	Cat	Cls	Laps	Best	Time	Gap	Interval	Km/h
1	6	Baron Motorsport Team		Andrzej Lewandowski		Adrian Lewandowski		Ferrari 296 GT3	AM	1	19	16	1:43.818			151.9
2	75	Team ISR		Filip Salaquarda		Libor Milota		Audi R8 LMS GT3 Evo II	PROAM	1	15	11	1:43.955	0.137	0.137	151.7
3	79	Sendom Racing Team		Seweryn Mazur				Lamborghini Huracan Evo 2	AM	2	20	13	1:44.205	0.387	0.250	151.3
4	777	Olimp Racing		Marcin Jedliński		Karol Basz		Ferrari 296 GT3 EVO	PROAM	2	17	15	1:44.305	0.487	0.100	151.2
5	12	Fach Auto Tech		Joel Monegro Reyes				Porsche 911 GT3 R EVO (992)	AM	3	20	18	1:44.641	0.823	0.336	150.7
6	54	CBRX by SPS		Dexter Müller		Yannick Mettler		Mercedes AMG GT3 EVO	PROAM	3	18	12	1:44.804	0.986	0.163	150.4
7	14	Good Speed Racing Team		Piotr Wira		Tomasz Magdziarz		Aston Martin AMR Vantage GT3 E	AM	4	22	7	1:44.813	0.995	0.009	150.4
8	11	Fach Auto Tech		Alexander Schwarzer		Alexander Fach		Porsche 911 GT3 R EVO (992)	PROAM	4	22	13	1:45.252	1.434	0.439	149.8
9	16	AF Corse		Marcelo Hahn		Galid Osman		Ferrari 296 GT3 EVO	AM	5	20	18	1:45.480	1.662	0.228	149.5
10	55	AF Corse		Laurent De Meeus		Vincent Abril		Ferrari 296 GT3 EVO	PROAM	5	16	12	1:45.539	1.721	0.059	149.4
11	26	Saintéloc Racing		Michaël Blanchemain		Jim Pla		Audi R8 LMS GT3 Evo II	PROAM	6	18	17	1:46.299	2.481	0.760	148.3
12	97	Blackthorn		Charles Bateman		Kobe Pauwels		Aston Martin AMR Vantage GT3 E	PROAM	7	20	19	1:46.599	2.781	0.300	147.9
13	107	AF Corse		Rey Acosta		Marco Bonanomi		Ferrari 296 GT3 EVO	AM	6	17	5	1:46.714	2.896	0.115	147.7
14	88	Track Focused		Darren Kell		James Kell		McLaren 720 Evo GT3	PROAM	8	21	19	1:46.798	2.980	0.084	147.6
15	500	Gamota Racing		Antal Zsigo		Csaba Walter		BMW M4 GT3 EVO	AM	7	20	17	1:47.036	3.218	0.238	147.3
16	77	Grupo Prom Racing Team		Alfredo Hernández				Mercedes AMG GT3 EVO	AM	8	3	2	1:52.232	8.414	5.196	140.5
17	5	Olimp Racing		Stanislaw Jedliński		Krystian Korzeniowski		Ferrari 296 GT3 EVO	AM	9	12	9	1:57.636	13.818	5.404	134.0

Published at:.....

Track Temp: 31.1 °C Air Temp: 27.4 °C Humidity: 27 % Track Status: DRY

**Race Director:**

Alessandro Ferrari

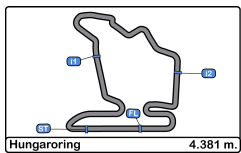
ACI DGA 392080

**Timekeeper:**

Luis Garcia

JCR-2654-ESP/M





**Hungaroring**  
**International GT Open**  
**Free Practice - 3**  
**Track Limit**



The Stewards, having received a report from Race Director, have considered the following matter and determine the following:

**Session** Free Practice - 3  
**Fact** The cars below did not use the track at the turns listed below

**Infringement** Breach of Appendix L Chapter IV Article 2 c) of the FIA International Sporting Code and Article 19.4/19.5 of the Sporting Regulations.

**Decision** Deletion of the lap times shown in accordance with Article 12.4.1.e of the FIA International Sporting Code.

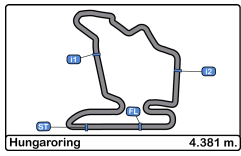
**Note**

- Certain decisions of the Stewards are subject to appeal (Article 15 of the FIA International Sporting Code).
- These penalties are not subject to appeal Article.12.3.4 of the FIA International Sporting Code and Article 16.5 of the Sporting Regulations.
- According to Article.12.3.3.b of the FIA International Sporting Code these decisions become immediately binding even in case of an appeal.

Ord	Turn	N° Driver	Entrant/Team	Time of Day	Lap Time
1	6-7	14 Wira - Magdziarz	Good Speed Racing Team	17:48:46.142	1:49.326
2	11	26 Blanchemain - Pla	Saintéloc Racing	17:48:47.815	1:53.236
3	11	12 Joel Monegro Reyes	Fach Auto Tech	17:48:48.415	1:48.992
4	11	75 Salaquarda - Milota	Team ISR	17:49:27.405	1:46.608
5	6-7	79 Seweryn Mazur	Sendom Racing Team	17:50:21.199	1:45.962
6	6-7	14 Wira - Magdziarz	Good Speed Racing Team	17:50:31.556	1:45.414
7	6-7	16 Hahn - Osman	AF Corse	17:50:59.330	1:50.703
8	3	777 Jedliński - Basz	Olimp Racing	17:51:24.611	1:48.705
9	4	107 Acosta - Bonanomi	AF Corse	17:51:37.238	2:03.044
10	6-7	11 Schwarzer - Fach	Fach Auto Tech	17:51:50.346	1:53.360
11	6-7	5 Jedliński - Korzeniowski	Olimp Racing	17:51:57.085	2:03.669
12	3	79 Seweryn Mazur	Sendom Racing Team	17:52:07.477	1:46.278
13	6-7	777 Jedliński - Basz	Olimp Racing	17:53:11.616	1:47.005
14	6-7	97 Bateman - Pauwels	Blackthorn	17:54:15.319	1:47.320
15	3	16 Hahn - Osman	AF Corse	17:54:40.600	1:47.392
16	6-7	55 De Meeus - Abril	AF Corse	17:55:22.364	1:48.044
17	4	79 Seweryn Mazur	Sendom Racing Team	17:55:50.651	1:52.963
18	6-7	14 Wira - Magdziarz	Good Speed Racing Team	17:56:03.314	1:52.585
19	6-7	5 Jedliński - Korzeniowski	Olimp Racing	17:56:19.913	2:16.991
20	4	777 Jedliński - Basz	Olimp Racing	17:58:32.080	1:47.304
21	6-7	54 Müller - Mettler	CBRX by SPS	17:58:38.663	1:52.351
22	6-7	107 Acosta - Bonanomi	AF Corse	17:58:44.083	1:46.776
23	3	79 Seweryn Mazur	Sendom Racing Team	17:59:26.451	1:49.220
24	6-7	14 Wira - Magdziarz	Good Speed Racing Team	17:59:37.903	1:49.776
25	3	16 Hahn - Osman	AF Corse	17:59:57.559	3:17.760
26	4	777 Jedliński - Basz	Olimp Racing	18:00:20.900	1:48.820
27	11	26 Blanchemain - Pla	Saintéloc Racing	18:01:14.908	1:46.540
28	6-7	6 Lewandowski - Lewandowski	Baron Motorsport Team	18:02:52.420	1:46.394
29	11	79 Seweryn Mazur	Sendom Racing Team	18:03:16.933	3:50.482
30	4	6 Lewandowski - Lewandowski	Baron Motorsport Team	18:04:37.864	1:45.444
31	3	79 Seweryn Mazur	Sendom Racing Team	18:05:01.212	1:44.279
32	6-7	500 Zsigo - Walter	Gamota Racing	18:06:44.046	1:47.834
33	4	11 Schwarzer - Fach	Fach Auto Tech	18:07:10.015	1:45.926
34	6-7	6 Lewandowski - Lewandowski	Baron Motorsport Team	18:08:13.977	1:50.618
35	3	777 Jedliński - Basz	Olimp Racing	18:08:22.859	3:02.587
36	4	5 Jedliński - Korzeniowski	Olimp Racing	18:09:56.881	2:01.396
37	6-7	26 Blanchemain - Pla	Saintéloc Racing	18:10:17.283	1:48.821
38	6	88 Kell - Kell	Track Focused	18:10:25.674	1:48.132
39	3	14 Wira - Magdziarz	Good Speed Racing Team	18:12:06.527	1:47.447

**The Stewards:**





**Hungaroring**  
**International GT Open**  
**Free Practice - 3**  
**Track Limit**



The Stewards, having received a report from Race Director, have considered the following matter and determine the following:

**Session** Free Practice - 3

**Fact** The cars below did not use the track at the turns listed below

**Infringement** Breach of Appendix L Chapter IV Article 2 c) of the FIA International Sporting Code and Article 19.4/19.5 of the Sporting Regulations.

**Decision** Deletion of the lap times shown in accordance with Article 12.4.1.e of the FIA International Sporting Code.

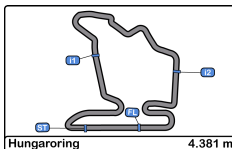
**Note**

- Certain decisions of the Stewards are subject to appeal (Article 15 of the FIA International Sporting Code).
- These penalties are not subject to appeal Article.12.3.4 of the FIA International Sporting Code and Article 16.5 of the Sporting Regulations.
- According to Article.12.3.3.b of the FIA International Sporting Code these decisions become immediately binding even in case of an appeal.

Ord	Turn	N° Driver	Entrant/Team	Time of Day	Lap Time
40	6-7	97 Bateman - Pauwels	Blackthorn	18:13:11.975	1:46.667
41	4	11 Schwarzer - Fach	Fach Auto Tech	18:14:21.065	1:53.958
42	6-7	6 Lewandowski - Lewandowski	Baron Motorsport Team	18:14:36.010	1:45.481
43	6-7	14 Wira - Magdziarz	Good Speed Racing Team	18:15:45.904	1:52.594
44	4	97 Bateman - Pauwels	Blackthorn	18:16:57.483	1:57.249
45	11	54 Müller - Mettler	CBRX by SPS	18:17:51.769	1:45.538
46	4	26 Blanchemain - Pla	Saintéloc Racing	18:20:18.425	1:47.670
47	11	12 Joel Monegro Reyes	Fach Auto Tech	18:23:54.887	1:45.521

**The Stewards:**





**Hungaroring**  
**International GT Open**  
**Free Practice - 3**  
**Provisional Results by Category**



AM																
Cls	Nº	Entrant/Team	Nat	Driver 1	Nat	Driver 2	Nat	Vehicle	Cat	Cls	Laps	Best	Time	Gap	Interval	Km/h
1	6	Baron Motorsport Team	POL	Andrzej Lewandowski	POL	Adrian Lewandowski	POL	Ferrari 296 GT3	AM	1	19	16	1:43.818			151.9
2	79	Sendom Racing Team	CHE	Seweryn Mazur	POL		POL	Lamborghini Huracan Evo 2	AM	2	20	13	1:44.205	0.387	0.387	151.3
3	12	Fach Auto Tech	CHE	Joel Monegro Reyes	DOM		POL	Porsche 911 GT3 R EVO (992)	AM	3	20	18	1:44.641	0.823	0.436	150.7
4	14	Good Speed Racing Team	POL	Piotr Wira	POL	Tomasz Magdziarz	POL	Aston Martin AMR Vantage GT3 E	AM	4	22	7	1:44.813	0.995	0.172	150.4
5	16	AF Corse	ITA	Marcelo Hahn	BRA	Galid Osman	BRA	Ferrari 296 GT3 EVO	AM	5	20	18	1:45.480	1.662	0.667	149.5
6	107	AF Corse	ITA	Rey Acosta	USA	Marco Bonanomi	ITA	Ferrari 296 GT3 EVO	AM	6	17	5	1:46.714	2.896	1.234	147.7
7	500	Gamota Racing	SVK	Antal Zsigo	SVK	Csaba Walter	HUN	BMW M4 GT3 EVO	AM	7	20	17	1:47.036	3.218	0.322	147.3
8	77	Grupo Prom Racing Team	DEU	Alfredo Hernández	MEX		POL	Mercedes AMG GT3 EVO	AM	8	3	2	1:52.232	8.414	5.196	140.5
9	5	Olimp Racing	POL	Stanislaw Jedliński	POL	Krystian Korzeniowski	POL	Ferrari 296 GT3 EVO	AM	9	12	9	1:57.636	13.818	5.404	134.0

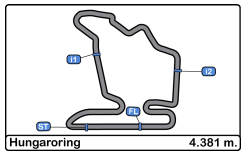
PROAM																
Cls	Nº	Entrant/Team	Nat	Driver 1	Nat	Driver 2	Nat	Vehicle	Cat	Cls	Laps	Best	Time	Gap	Interval	Km/h
1	75	Team ISR	CZE	Filip Salaquarda	CZE	Libor Milota	CZE	Audi R8 LMS GT3 Evo II	PROAM	1	15	11	1:43.955			151.7
2	777	Olimp Racing	POL	Marcin Jedliński	POL	Karol Basz	POL	Ferrari 296 GT3 EVO	PROAM	2	17	15	1:44.305	0.350	0.350	151.2
3	54	CBRX by SPS	DEU	Dexter Müller	CHE	Yannick Mettler	CHE	Mercedes AMG GT3 EVO	PROAM	3	18	12	1:44.804	0.849	0.499	150.4
4	11	Fach Auto Tech	CHE	Alexander Schwarzer	DEU	Alexander Fach	CHE	Porsche 911 GT3 R EVO (992)	PROAM	4	22	13	1:45.252	1.297	0.448	149.8
5	55	AF Corse	ITA	Laurent De Meeus	FRA	Vincent Abril	FRA	Ferrari 296 GT3 EVO	PROAM	5	16	12	1:45.539	1.584	0.287	149.4
6	26	Saintéloc Racing	FRA	Michaël Blanchemain	BEL	Jim Pla	FRA	Audi R8 LMS GT3 Evo II	PROAM	6	18	17	1:46.299	2.344	0.760	148.3
7	97	Blackthorn	GBR	Charles Bateman	GBR	Kobe Pauwels	BEL	Aston Martin AMR Vantage GT3 E	PROAM	7	20	19	1:46.599	2.644	0.300	147.9
8	88	Track Focused	GBR	Darren Kell	GBR	James Kell	GBR	McLaren 720 Evo GT3	PROAM	8	21	19	1:46.798	2.843	0.199	147.6

Published at:.....

Track Temp: 31.1 °C Air Temp: 27.4 °C Humidity: 27 % Track Status: DRY

<b>Race Director:</b>	Alessandro Ferrari ACI DGA 392080	<b>Timekeeper:</b>	Luis Garcia <i>[Signature]</i> JCR-2654-ESP/M
-----------------------	--------------------------------------	--------------------	---





**Hungaroring**  
**International GT Open**  
**Free Practice - 3**  
**Lap Analysis**



**5** Stanislaw Jedliński Ferrari 296 GT3 EVO **11** Alexander Schwarzer Porsche 911 GT3 R EVO (992)

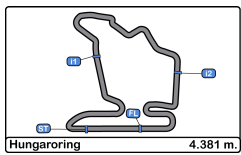
AM Krystian Korzeniewski						Olimp Racing		PROAM		Alexander Fach		Fach Auto Tech			
Lap	D	Time	Sector 1	Sector 2	Sector 3	T. Spd	Elapsed	Lap	D	Time	Sector 1	Sector 2	Sector 3	T. Spd	Elapsed
1		17:47:54.032	17:46:35.175	44.941	33.916		17:47:54.032	1		17:48:09.791	17:46:59.363	40.391	30.037		17:48:09.791
2		1:59.384	41.609	44.106	33.669		17:49:53.416	2		1:47.195	38.261	39.381	29.553	223.6	17:49:56.986
3		<del>2:09.669</del>	42.068	47.320	34.281		17:51:57.085	3		<del>1:53.360</del>	38.088	45.205	30.067	224.5	17:51:50.346
4		2:05.837	45.097	46.056	34.684		17:54:02.922	4		1:47.471	38.159	39.607	29.705	224.5	17:53:37.817
5		<del>2:16.904</del> P	41.415	49.752	45.824		17:56:19.913	5		1:46.740	37.831	39.201	29.708	225.0	17:55:24.557
6		3:34.793	2:17.865	44.176	32.752		17:59:54.706	6		1:46.151	37.257	39.197	29.697	225.9	17:57:10.708
7		2:00.521	41.704	44.825	33.992		18:01:55.227	7		1:50.525 P	37.712	39.282	33.531	225.9	17:59:01.233
8		1:59.707	41.658	44.443	33.606		18:03:54.934	8		2:49.943	1:37.861	42.113	29.969		18:01:51.176
9		<b>1:57.636</b>	<b>40.916</b>	<b>44.068</b>	<b>32.652</b>		18:05:52.570	9		1:46.710	37.741	39.349	29.620	225.0	18:03:37.886
10		2:02.915	43.570	45.138	34.207		18:07:55.485	10		1:46.203	37.499	39.231	29.473	225.0	18:05:24.089
11		<del>2:01.396</del>	42.977	44.881	33.538		18:09:56.881	11		<del>1:45.926</del>	37.389	38.936	29.601	226.4	18:07:10.015
12		2:21.822 P	41.064	44.322	56.436		18:12:18.703	12		1:46.537	37.677	39.520	29.340	224.0	18:08:56.552

**6** Andrzej Lewandowski Ferrari 296 GT3 **12** Joel Monegro Reyes Porsche 911 GT3 R EVO (992)

AM Adrian Lewandowski						Baron Motorsport Team		AM		Fach Auto Tech					
Lap	D	Time	Sector 1	Sector 2	Sector 3	T. Spd	Elapsed	Lap	D	Time	Sector 1	Sector 2	Sector 3	T. Spd	Elapsed
1		17:47:39.385 P	17:45:53.848	59.144	46.393		17:47:39.385	13		<b>1:45.252</b>	37.326	<b>38.681</b>	29.245	224.5	18:10:41.804
2		3:57.384	2:41.936	44.163	31.285		17:51:36.769	14		1:45.303	<b>37.245</b>	38.923	<b>29.135</b>	225.9	18:12:27.107
3		1:51.897	40.126	41.286	30.485	219.9	17:53:28.666	15		<del>1:53.958</del> P	37.555	42.576	33.827	224.0	18:14:21.065
4		2:45.206 P	51.229	1:01.311	52.666	222.2	17:56:13.872	16		2:53.863	1:45.267	39.024	29.572		18:17:14.928
5		4:52.154	3:41.750	40.605	29.799		18:01:06.026	17		1:45.924	37.709	38.746	29.469	225.0	18:19:00.852
6		<del>1:46.394</del>	37.508	39.531	29.355	225.9	18:02:52.420	18		1:45.599	37.385	38.724	29.490	225.4	18:20:46.451
7		<del>1:45.444</del>	37.530	38.797	29.117	225.0	18:04:37.864	19		1:45.702	37.527	38.736	29.439	227.8	18:22:32.153
8		1:45.495	37.303	38.997	29.195	225.4	18:06:23.359	20		1:45.559	37.507	38.784	29.268	226.4	18:24:17.712
9		<del>1:50.618</del> P	37.722	39.344	33.552	225.0	18:08:13.977	21		1:45.363	37.346	38.716	29.301	225.9	18:26:03.075
10		2:51.590	1:40.181	41.724	29.685		18:11:05.567	22		1:52.098 P	38.018	39.847	34.233	221.7	18:27:55.173

AM						Fach Auto Tech	
Lap	D	Time	Sector 1	Sector 2	Sector 3	T. Spd	Elapsed
1		17:46:59.423	17:45:46.656	40.418	32.349		17:46:59.423
2		<del>1:48.992</del>	38.749	40.554	29.689	224.5	17:48:48.415
3		1:47.461	38.392	39.696	29.373	226.4	17:50:35.876
4		1:45.850	37.670	38.934	29.246	226.4	17:52:21.726
5		1:47.901	37.817	39.245	30.839	227.3	17:54:09.627
6		1:51.442	37.267	43.176	30.999	227.3	17:56:01.069
7		1:45.859	37.613	38.839	29.407	228.8	17:57:46.928
8		1:45.446	37.272	38.749	29.425	225.9	17:59:32.374
9		1:46.111	37.257	39.207	29.647	228.3	18:01:18.485
10		1:58.822 P	40.496	40.697	37.629	226.4	18:03:17.307
11		6:26.123	5:16.492	40.149	29.482		18:09:43.430
12		1:47.013	37.824	38.930	30.259	227.3	18:11:30.443
13		1:45.886	37.438	39.100	29.348	227.8	18:13:16.329
14		1:45.170	37.387	38.573	29.210	225.9	18:15:01.499
15		1:47.261	37.271	40.576	29.414	228.3	18:16:48.760
16		1:44.948	37.324	38.524	29.100	227.3	18:18:33.708
17		1:51.017	38.229	41.166	31.622	227.3	18:20:24.725
18		<b>1:44.641</b>	37.201	<b>38.375</b>	<b>29.065</b>	226.8	18:22:09.366
19		<del>1:45.524</del>	<b>37.137</b>	38.723	29.661	228.3	18:23:54.887
20		2:03.133 P	37.355	40.033	45.745	227.3	18:25:58.020





**Hungaroring**  
**International GT Open**  
**Free Practice - 3**  
**Lap Analysis**



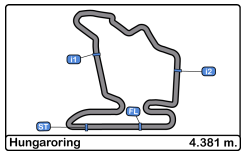
<b>14</b>	Piotr Wira Aston Martin AMR Vantage GT3 EVO	<b>26</b>	Michaël Blanchemain Audi R8 LMS GT3 Evo II
AM	Tomasz Magdziarz Good Speed Racing Team	PROAM	Jim Pla Saintéloc Racing

Lap	D	Time	Sector 1	Sector 2	Sector 3	T. Spd	Elapsed	Lap	D	Time	Sector 1	Sector 2	Sector 3	T. Spd	Elapsed
1		17:46:56.816	17:45:44.284	40.391	32.141		17:46:56.816	1		17:46:54.579	17:45:42.147	41.332	31.100		17:46:54.579
2		<del>1:49.326</del>	37.561	41.736	30.029	226.8	17:48:46.142	2		<del>1:53.236</del>	38.626	42.409	32.201	222.6	17:48:47.815
3		<del>1:45.414</del>	37.286	38.905	29.223	227.8	17:50:31.556	3		1:56.393 P	38.450	42.724	35.219	223.1	17:50:44.208
4		1:45.276	37.337	38.571	29.368	227.8	17:52:16.832	4		5:07.318	3:55.119	41.213	30.986		17:55:51.526
5		1:53.897	37.834	40.359	35.704	228.8	17:54:10.729	5		1:47.950	37.887	39.691	30.372	220.8	17:57:39.476
6		<del>1:52.585</del>	37.635	42.160	32.790	229.2	17:56:03.314	6		1:48.892	38.233	40.408	30.251	221.7	17:59:28.368
7		<b>1:44.813</b>	<b>37.054</b>	<b>38.544</b>	<b>29.215</b>	230.2	17:57:48.127	7		<del>1:46.540</del>	37.743	39.156	29.641	223.1	18:01:14.908
8		<del>1:49.776</del> P	37.272	38.713	33.791	227.3	17:59:37.903	8		1:47.820	38.139	39.506	30.175	223.6	18:03:02.728
9		3:27.340	2:15.619	41.358	30.363		18:03:05.243	9		1:46.449	37.867	39.134	<b>29.448</b>	223.1	18:04:49.177
10		1:47.532	37.904	39.432	30.196	227.3	18:04:52.775	10		1:47.603	37.778	39.235	30.590	223.6	18:06:36.780
11		1:48.512	37.850	39.739	30.923	227.8	18:06:41.287	11		1:51.682	40.783	41.158	29.741	224.0	18:08:28.462
12		1:50.493	39.725	40.091	30.677	226.8	18:08:31.780	12		<del>1:48.824</del>	38.362	40.452	30.007	223.6	18:10:17.283
13		1:47.300	37.850	39.568	29.882	227.3	18:10:19.080	13		2:03.685 P	37.721	46.731	39.233	224.5	18:12:20.968
14		<del>1:47.447</del>	37.602	39.368	30.477	228.3	18:12:06.527	14		6:09.787	4:59.892	39.941	29.954		18:18:30.755
15		1:46.783	37.532	39.192	30.059	226.8	18:13:53.310	15		<del>1:47.670</del>	38.337	39.553	29.780	223.6	18:20:18.425
16		<del>1:52.594</del> P	37.503	39.071	36.020	226.4	18:15:45.904	16		1:46.737	37.901	39.089	29.747	223.6	18:22:05.162
17		3:35.728	2:25.449	40.493	29.786		18:19:21.632	17		<b>1:46.299</b>	<b>37.487</b>	<b>38.731</b>	30.081	224.5	18:23:51.461
18		1:46.036	37.358	39.241	29.437	227.3	18:21:07.668	18		1:58.999 P	38.873	41.045	39.081	222.6	18:25:50.460
19		1:45.979	37.505	39.075	29.399	229.2	18:22:53.647	<b>54</b> Dexter Müller Mercedes AMG GT3 EVO PROAM Yannick Mettler CBRX by SPS							
20		1:45.872	37.271	39.252	29.349	228.3	18:24:39.519								
21		1:46.065	37.378	38.883	29.804	228.8	18:26:25.584								
22		1:49.867 P	37.313	39.186	33.368	226.8	18:28:15.451								

<b>16</b>	Marcelo Hahn Ferrari 296 GT3 EVO		
AM	Galid Osman AF Corse		

Lap	D	Time	Sector 1	Sector 2	Sector 3	T. Spd	Elapsed	Lap	D	Time	Sector 1	Sector 2	Sector 3	T. Spd	Elapsed
1		17:47:15.367	17:45:56.200	45.176	33.991		17:47:15.367	1		17:49:38.128	17:48:26.928	41.056	30.144		17:49:38.128
2		1:53.260	41.167	41.219	30.874	204.9	17:49:08.627	2		1:48.026	38.151	40.065	29.810	225.0	17:51:26.154
3		<del>1:50.703</del>	38.465	40.229	32.009	223.6	17:50:59.330	3		1:47.436	38.068	39.572	29.796	226.8	17:53:13.590
4		1:53.878	40.586	41.667	31.625	222.6	17:52:53.208	4		1:45.874	37.356	39.005	29.513	227.3	17:54:59.464
5		<del>1:47.392</del>	37.737	39.407	30.248	225.9	17:54:40.600	5		1:46.848	37.695	39.205	29.948	227.8	17:56:46.312
6		1:59.199 P	38.977	41.826	38.396	225.0	17:56:39.799	6		<del>1:52.354</del> P	37.948	39.279	35.124	226.4	17:58:38.663
7		<del>3:47.760</del>	2:08.400	39.627	29.733		17:59:57.559	7		3:02.890 P	1:48.604	39.552	34.734		18:01:41.553
8		1:49.341	38.335	41.754	<b>29.252</b>	226.4	18:01:46.900	8		3:03.416 P	1:50.726	39.562	33.128		18:04:44.969
9		1:45.736	37.478	38.808	29.450	225.9	18:03:32.636	9		2:34.567	1:25.762	38.641	30.164		18:07:19.536
10		1:45.527	37.510	<b>38.408</b>	29.609	225.9	18:05:18.163	10		1:45.947	37.734	38.735	29.478	223.1	18:09:05.483
11		<del>1:47.760</del>	37.567	38.875	29.881	226.8	18:07:04.486	11		1:45.179	37.263	38.497	29.419	226.8	18:10:50.662
12		1:45.629	37.462	38.656	29.511	225.4	18:08:50.115	12		<b>1:44.804</b>	37.036	38.478	<b>29.290</b>	227.3	18:12:35.466
13		1:46.111	37.421	38.766	29.924	225.9	18:10:36.226	13		1:45.151	37.046	38.615	29.490	226.4	18:14:20.617
14		1:52.360 P	37.479	39.096	35.785	226.4	18:12:28.586	14		1:45.614	37.198	<b>38.471</b>	29.945	226.4	18:16:06.231
15		4:33.397	3:24.532	39.180	29.685		18:17:01.983	15		<del>1:45.538</del>	<b>37.018</b>	38.482	30.038	226.4	18:17:51.769
16		1:46.686	37.373	38.503	30.810	225.4	18:18:48.669	16		1:45.612	37.175	38.514	29.923	225.9	18:19:37.381
17		1:49.651	39.376	39.930	30.345	216.0	18:20:38.320	17		1:46.613	37.457	39.064	30.092	225.4	18:21:23.994
18		<b>1:45.480</b>	<b>37.271</b>	38.521	29.688	225.9	18:22:23.800	18		1:50.778 P	37.723	39.225	33.830	228.3	18:23:14.772
19		1:46.364	37.748	39.077	29.539	226.4	18:24:10.164								
20		1:52.442 P	37.386	38.994	36.062	225.9	18:26:02.606								





**Hungaroring**  
**International GT Open**  
**Free Practice - 3**  
**Lap Analysis**



**55** Laurent De Meeus Ferrari 296 GT3 EVO **79** Seweryn Mazur Lamborghini Huracan Evo 2

PROAM Vincent Abril						AF Corse AM						Sendom Racing Team									
Lap D	Time	Sector 1	Sector 2	Sector 3	T. Spd	Elapsed	Lap D	Time	Sector 1	Sector 2	Sector 3	T. Spd	Elapsed	Lap D	Time	Sector 1	Sector 2	Sector 3	T. Spd	Elapsed	
1	17:47:59.868	17:46:45.825	42.574	31.469		17:47:59.868	1	17:48:35.237	17:47:25.662	39.759	29.816		17:48:35.237								
2	1:51.609	38.748	41.282	31.579	225.4	17:49:51.477	2	<del>1:46.962</del>	37.364	39.420	29.178	226.8	17:50:21.199								
3	1:47.861	38.260	39.825	29.776	224.5	17:51:39.338	3	<del>1:46.278</del>	37.244	39.639	29.395	228.3	17:52:07.477								
4	1:54.982	43.027	41.798	30.157	225.0	17:53:34.320	4	1:50.211	40.210	40.420	29.581	228.3	17:53:57.688								
5	<del>1:48.044</del>	38.801	39.284	29.959	226.8	17:55:22.364	5	<del>1:52.063</del>	37.077	45.599	30.287	229.2	17:55:50.651								
6	1:47.729	37.598	40.175	29.956	227.8	17:57:10.093	6	1:46.580	37.638	39.542	29.400	228.3	17:57:37.231								
7	1:46.676	37.663	39.315	29.698	227.3	17:58:56.769	7	<del>1:40.220</del> P	37.177	39.182	32.861	228.8	17:59:26.451								
8	1:54.473 P	38.840	40.505	35.128	228.3	18:00:51.242	8	<del>1:50.482</del>	2:41.961	39.685	<b>28.836</b>		18:03:16.933								
9	3:12.756	2:03.015	39.910	29.831		18:04:03.998	9	<del>1:44.270</del>	36.909	38.386	28.984	229.7	18:05:01.212								
10	1:48.518	38.624	38.952	30.942	226.8	18:05:52.516	10	1:44.271	36.752	38.371	29.148	228.8	18:06:45.483								
11	1:46.227	37.761	38.864	29.602	224.5	18:07:38.743	11	2:03.823	44.682	44.365	34.776	228.8	18:08:49.306								
12	<b>1:45.539</b>	37.467	<b>38.629</b>	29.443	227.8	18:09:24.282	12	1:57.216	42.047	44.429	30.740	206.1	18:10:46.522								
13	1:45.841	<b>37.354</b>	39.024	29.463	227.3	18:11:10.123	13	<b>1:44.205</b>	<b>36.702</b>	38.378	29.125	228.8	18:12:30.727								
14	1:45.695	37.420	38.914	<b>29.361</b>	227.8	18:12:55.818	14	1:53.295 P	37.738	40.652	34.905	230.7	18:14:24.022								
15	1:46.387	37.735	38.924	29.728	226.8	18:14:42.205	15	2:55.828	1:43.353	42.251	30.224		18:17:19.850								
16	2:06.147 P	41.377	42.273	42.497	202.6	18:16:48.352	16	1:46.655	36.867	<b>38.224</b>	31.564	229.7	18:19:06.505								
							17	1:44.430	37.028	38.341	29.061	229.7	18:20:50.935								
							18	1:44.780	37.210	38.560	29.010	230.2	18:22:35.715								
							19	1:44.703	36.899	38.714	29.090	230.7	18:24:20.418								
							20	2:01.970 P	36.953	41.971	43.046	230.7	18:26:22.388								

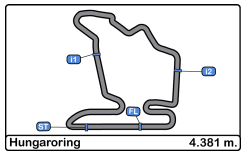
**75** Filip Salaquarda Audi R8 LMS GT3 Evo II  
 PROAM Libor Milota Team ISR

Lap D	Time	Sector 1	Sector 2	Sector 3	T. Spd	Elapsed	<b>88</b> Darren Kell McLaren 720 Evo GT3						
Lap D	Time	Sector 1	Sector 2	Sector 3	T. Spd	Elapsed	PROAM James Kell Track Focused						
Lap D	Time	Sector 1	Sector 2	Sector 3	T. Spd	Elapsed	Lap D	Time	Sector 1	Sector 2	Sector 3	T. Spd	Elapsed
1	17:47:40.797	17:46:19.457	40.247	41.093		17:47:40.797	1	17:47:19.492	17:46:00.976	46.306	32.210		17:47:19.492
2	<del>1:46.608</del>	37.567	39.439	29.602	227.3	17:49:27.405	2	1:54.647	38.761	41.485	34.401	221.3	17:49:14.139
3	1:47.939	37.380	40.291	30.268	227.3	17:51:15.344	3	1:50.913	39.097	41.096	30.720	217.7	17:51:05.052
4	1:46.297	37.591	39.224	29.482	227.3	17:53:01.641	4	1:51.909	39.343	41.982	30.584	220.4	17:52:56.961
5	1:52.411 P	37.322	38.869	36.220	229.2	17:54:54.052	5	1:51.320	38.815	40.961	31.544	222.2	17:54:48.281
6	4:20.581	3:11.208	40.136	29.237		17:59:14.633	6	1:50.600	38.974	40.740	30.886	221.7	17:56:38.881
7	1:44.624	37.146	38.461	29.017	228.3	18:00:59.257	7	1:49.097	38.414	40.467	30.216	220.8	17:58:27.978
8	1:44.424	36.944	38.368	29.112	227.8	18:02:43.681	8	1:48.692	38.387	40.292	30.013	221.7	18:00:16.670
9	1:44.349	36.915	38.411	29.023	228.3	18:04:28.030	9	1:49.108	38.408	40.399	30.301	222.2	18:02:05.778
10	1:44.119	<b>36.675</b>	<b>38.209</b>	29.235	228.3	18:06:12.149	10	1:54.756 P	38.524	41.027	35.205	222.2	18:04:00.534
11	<b>1:43.955</b>	36.799	38.212	<b>28.944</b>	227.8	18:07:56.104	11	4:37.008	3:23.655	42.589	30.764		18:08:37.542
12	1:55.280	39.629	41.975	33.676	230.2	18:09:51.384	12	<del>1:48.132</del>	38.269	40.105	29.758	222.2	18:10:25.674
13	1:44.621	36.864	38.327	29.430	229.2	18:11:36.005	13	1:48.118	37.948	39.964	30.206	225.4	18:12:13.792
14	1:53.464 P	38.842	40.483	34.139	229.7	18:13:29.469	14	1:47.801	38.018	39.967	29.816	222.6	18:14:01.593
15	2:41.686 P	1:24.904	41.186	35.596		18:16:11.155	15	1:47.113	37.953	39.586	29.574	220.4	18:15:48.706
							16	1:47.903	38.009	39.633	30.261	223.1	18:17:36.609
							17	1:47.750	38.082	39.837	29.831	223.1	18:19:24.359
							18	1:47.227	38.026	39.573	29.628	223.6	18:21:11.586
							19	<b>1:46.798</b>	38.079	<b>39.410</b>	<b>29.309</b>	224.0	18:22:58.384
							20	1:47.692	<b>37.932</b>	39.786	29.974	222.2	18:24:46.076
							21	1:59.975 P	39.505	42.795	37.675	224.0	18:26:46.051

**77** Alfredo Hernández Mercedes AMG GT3 EVO  
 AM Grupo Prom Racing Team

Lap D	Time	Sector 1	Sector 2	Sector 3	T. Spd	Elapsed
1	17:49:25.309	17:48:12.631	41.928	<b>30.750</b>		17:49:25.309
2	<b>1:52.232</b>	<b>38.565</b>	<b>40.907</b>	32.760	222.6	17:51:17.541
3	3:35.282 P	1:55.776	53.012	46.494	224.0	17:54:52.823





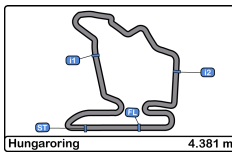
**Hungaroring**  
**International GT Open**  
**Free Practice - 3**  
**Lap Analysis**



97		Charles Bateman					Aston Martin AMR Vantage GT3 EVO					500		Antal Zsigo					BMW M4 GT3 EVO				
PROAM		Kobe Pauwels					Blackthorn					AM		Csaba Walter					Gamota Racing				
Lap	D	Time	Sector 1	Sector 2	Sector 3	T. Spd	Elapsed	Lap	D	Time	Sector 1	Sector 2	Sector 3	T. Spd	Elapsed								
1		17:47:06.031	17:45:53.907	41.465	30.659		17:47:06.031	1		17:47:10.621	17:45:54.489	44.071	32.061		17:47:10.621								
2		1:48.014	37.829	39.772	30.413	225.4	17:48:54.045	2		1:51.968	40.270	40.790	30.908	224.0	17:49:02.589								
3		1:47.354	38.072	39.408	29.874	225.4	17:50:41.399	3		1:58.802 P	39.374	40.337	39.091	223.1	17:51:01.391								
4		1:46.600	37.774	39.316	29.510	226.4	17:52:27.999	4		3:51.859	2:40.586	40.945	30.328		17:54:53.250								
5		<del>1:47.320</del>	38.027	39.414	29.879	227.3	17:54:15.319	5		1:48.595	38.098	40.261	30.236	223.1	17:56:41.845								
6		1:51.134	39.780	40.428	30.926	227.8	17:56:06.453	6		1:53.144 P	38.187	40.065	34.892	225.9	17:58:34.989								
7		1:46.720	37.543	39.449	29.728	228.3	17:57:53.173	7		4:33.117	3:22.194	40.532	30.391		18:03:08.106								
8		1:47.186	37.684	39.554	29.948	226.8	17:59:40.359	8		1:48.106	37.989	40.000	30.117	225.0	18:04:56.212								
9		1:55.074 P	38.220	42.345	34.509	227.8	18:01:35.433	9		<del>1:47.834</del>	37.726	39.941	30.167	226.8	18:06:44.046								
10		4:28.443	3:18.957	39.760	29.726		18:06:03.876	10		1:48.866	38.349	40.217	30.300	225.4	18:08:32.912								
11		1:47.638	37.803	39.745	30.090	228.8	18:07:51.514	11		1:47.422	37.764	39.669	29.989	226.4	18:10:20.334								
12		1:46.613	37.513	39.461	29.639	228.3	18:09:38.127	12		1:48.420	37.693	40.060	30.667	227.8	18:12:08.754								
13		1:47.181	37.549	39.846	29.786	228.8	18:11:25.308	13		1:52.772 P	38.175	40.373	34.224	225.4	18:14:01.526								
14		<del>1:46.667</del>	37.675	39.439	29.553	228.8	18:13:11.975	14		3:08.083	1:58.283	39.628	30.172		18:17:09.609								
15		1:48.259	37.426	40.459	30.374	228.3	18:15:00.234	15		1:47.188	37.949	39.335	29.904	225.9	18:18:56.797								
16		<del>1:57.249</del> P	37.788	41.900	37.561	229.7	18:16:57.483	16		1:47.336	37.777	39.462	30.097	226.8	18:20:44.133								
17		4:43.544	3:32.655	40.275	30.614		18:21:41.027	17		1:47.036	37.695	39.325	30.016	227.8	18:22:31.169								
18		1:46.950	37.623	39.743	29.584	230.2	18:23:27.977	18		1:50.623	39.171	39.612	31.840	227.3	18:24:21.792								
19		1:46.599	37.387	39.485	29.727	230.7	18:25:14.576	19		1:48.047	37.567	40.094	30.386	228.3	18:26:09.839								
20		1:57.330 P	37.976	42.946	36.408	229.7	18:27:11.906	20		1:54.157 P	38.765	39.309	36.083	216.4	18:28:03.996								

107		Rey Acosta					Ferrari 296 GT3 EVO					777		Marcin Jedliński					Ferrari 296 GT3 EVO				
AM		Marco Bonanomi					AF Corse					PROAM		Karol Basz					Olimp Racing				
Lap	D	Time	Sector 1	Sector 2	Sector 3	T. Spd	Elapsed	Lap	D	Time	Sector 1	Sector 2	Sector 3	T. Spd	Elapsed								
1		17:47:44.813	17:46:31.793	41.975	31.045		17:47:44.813	1		17:49:35.906	17:48:22.030	43.951	29.925		17:49:35.906								
2		1:49.381	38.374	40.753	30.254	225.0	17:49:34.194	2		<del>1:48.705</del>	38.223	40.617	29.865	227.3	17:51:24.611								
3		<del>2:03.044</del> P	38.392	45.210	39.442	223.6	17:51:37.238	3		<del>1:47.005</del>	37.745	39.641	29.619	229.2	17:53:11.616								
4		3:33.355	2:22.635	40.703	30.017		17:55:10.593	4		1:46.247	37.251	39.321	29.675	229.2	17:54:57.863								
5		1:46.714	37.746	39.405	29.563	225.0	17:56:57.307	5		1:46.913	37.275	39.747	29.891	229.2	17:56:44.776								
6		<del>1:46.776</del>	37.835	39.300	29.641	224.0	17:58:44.083	6		<del>1:47.304</del>	37.427	39.910	29.967	229.2	17:58:32.080								
7		1:47.006	37.753	39.460	29.793	225.4	18:00:31.089	7		<del>1:48.820</del>	37.328	40.658	30.834	228.3	18:00:20.900								
8		1:47.311	37.780	39.462	30.069	223.6	18:02:18.400	8		1:52.863 P	37.489	42.143	33.231	227.3	18:02:13.763								
9		1:47.403	37.789	39.665	29.949	225.4	18:04:05.803	9		3:06.509 P	1:53.205	40.275	33.029		18:05:20.272								
10		1:48.277	37.972	39.761	30.544	225.0	18:05:54.080	10		<del>3:02.587</del>	1:53.950	39.469	29.168		18:08:22.859								
11		1:59.006 P	39.902	41.520	37.584	225.0	18:07:53.086	11		1:45.018	37.139	38.711	29.168	228.3	18:10:07.877								
12		8:14.177	7:00.316	41.579	32.282		18:16:07.263	12		1:58.025 P	36.837	38.655	42.533	228.8	18:12:05.902								
13		1:48.340	38.257	39.785	30.298	224.0	18:17:55.603	13		5:39.309	4:29.781	40.167	29.361		18:17:45.211								
14		1:47.415	38.017	39.474	29.924	224.5	18:19:43.018	14		1:44.490	37.070	38.371	29.049	228.8	18:19:29.701								
15		1:47.202	37.927	39.435	29.840	225.9	18:21:30.220	15		1:44.305	36.800	38.333	29.172	229.7	18:21:14.006								
16		1:47.405	38.027	39.398	29.980	226.4	18:23:17.625	16		1:52.355	39.102	41.300	31.953	229.7	18:23:06.361								
17		1:59.627 P	38.324	40.382	40.921	225.4	18:25:17.252	17		1:53.183 P	36.920	38.696	37.567	229.7	18:24:59.544								



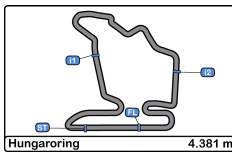


**Hungaroring**  
**International GT Open**  
**Free Practice - 3**  
**Best Sectors Results**



Sector - 1			Sector - 2			Sector - 3			Ideal Lap vs Best Lap		
Clas	Nº Driver	Time	Nº Driver	Time	Nº Driver	Time	Clas	Nº Driver	Ideal Lap	Best Lap	Clas
1	<b>75</b> Salaquarda - Milota	36.675	<b>6</b> Lewandowski - Lewandowski	37.970	<b>79</b> Seweryn Mazur	28.836	<b>1</b>	<b>79</b> Seweryn Mazur	<b>1:43.762</b>	<b>1:44.205</b>	<b>3</b>
2	<b>79</b> Seweryn Mazur	36.702	<b>75</b> Salaquarda - Milota	38.209	<b>6</b> Lewandowski - Lewandowski	28.867	<b>2</b>	<b>6</b> Lewandowski - Lewandowski	<b>1:43.818</b>	<b>1:43.818</b>	<b>1</b>
3	<b>777</b> Jedliński - Basz	36.800	<b>79</b> Seweryn Mazur	38.224	<b>75</b> Salaquarda - Milota	28.944	<b>3</b>	<b>75</b> Salaquarda - Milota	<b>1:43.828</b>	<b>1:43.955</b>	<b>2</b>
4	<b>6</b> Lewandowski - Lewandowski	36.981	<b>777</b> Jedliński - Basz	38.333	<b>777</b> Jedliński - Basz	29.049	<b>4</b>	<b>777</b> Jedliński - Basz	<b>1:44.182</b>	<b>1:44.305</b>	<b>4</b>
5	<b>54</b> Müller - Mettler	37.018	<b>12</b> Joel Monegro Reyes	38.375	<b>12</b> Joel Monegro Reyes	29.065	<b>5</b>	<b>12</b> Joel Monegro Reyes	<b>1:44.577</b>	<b>1:44.641</b>	<b>5</b>
6	<b>14</b> Wira - Magdziarz	37.054	<b>16</b> Hahn - Osman	38.408	<b>11</b> Schwarzer - Fach	29.135	<b>6</b>	<b>54</b> Müller - Mettler	<b>1:44.779</b>	<b>1:44.804</b>	<b>6</b>
7	<b>12</b> Joel Monegro Reyes	37.137	<b>54</b> Müller - Mettler	38.471	<b>14</b> Wira - Magdziarz	29.215	<b>7</b>	<b>14</b> Wira - Magdziarz	<b>1:44.813</b>	<b>1:44.813</b>	<b>7</b>
8	<b>11</b> Schwarzer - Fach	37.245	<b>14</b> Wira - Magdziarz	38.544	<b>16</b> Hahn - Osman	29.252	<b>8</b>	<b>16</b> Hahn - Osman	<b>1:44.931</b>	<b>1:45.480</b>	<b>9</b>
9	<b>16</b> Hahn - Osman	37.271	<b>55</b> De Meeus - Abril	38.629	<b>54</b> Müller - Mettler	29.290	<b>9</b>	<b>11</b> Schwarzer - Fach	<b>1:45.061</b>	<b>1:45.252</b>	<b>8</b>
10	<b>55</b> De Meeus - Abril	37.354	<b>11</b> Schwarzer - Fach	38.681	<b>88</b> Kell - Kell	29.309	<b>10</b>	<b>55</b> De Meeus - Abril	<b>1:45.344</b>	<b>1:45.539</b>	<b>10</b>
11	<b>97</b> Bateman - Pauwels	37.387	<b>26</b> Blanchemain - Pla	38.731	<b>55</b> De Meeus - Abril	29.361	<b>11</b>	<b>26</b> Blanchemain - Pla	<b>1:45.666</b>	<b>1:46.299</b>	<b>11</b>
12	<b>26</b> Blanchemain - Pla	37.487	<b>107</b> Acosta - Bonanomi	39.300	<b>26</b> Blanchemain - Pla	29.448	<b>12</b>	<b>97</b> Bateman - Pauwels	<b>1:46.213</b>	<b>1:46.599</b>	<b>12</b>
13	<b>500</b> Zsigo - Walter	37.567	<b>500</b> Zsigo - Walter	39.309	<b>97</b> Bateman - Pauwels	29.510	<b>13</b>	<b>107</b> Acosta - Bonanomi	<b>1:46.609</b>	<b>1:46.714</b>	<b>13</b>
14	<b>107</b> Acosta - Bonanomi	37.746	<b>97</b> Bateman - Pauwels	39.316	<b>107</b> Acosta - Bonanomi	29.563	<b>14</b>	<b>88</b> Kell - Kell	<b>1:46.651</b>	<b>1:46.798</b>	<b>14</b>
15	<b>88</b> Kell - Kell	37.932	<b>88</b> Kell - Kell	39.410	<b>500</b> Zsigo - Walter	29.904	<b>15</b>	<b>500</b> Zsigo - Walter	<b>1:46.780</b>	<b>1:47.036</b>	<b>15</b>
16	<b>77</b> Alfredo Hernández	38.565	<b>77</b> Alfredo Hernández	40.907	<b>77</b> Alfredo Hernández	30.750	<b>16</b>	<b>77</b> Alfredo Hernández	<b>1:50.222</b>	<b>1:52.232</b>	<b>16</b>
17	<b>5</b> Jedliński - Korzeniowski	40.916	<b>5</b> Jedliński - Korzeniowski	44.068	<b>5</b> Jedliński - Korzeniowski	32.652	<b>17</b>	<b>5</b> Jedliński - Korzeniowski	<b>1:57.636</b>	<b>1:57.636</b>	<b>17</b>



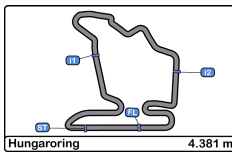


**Hungaroring**  
**International GT Open**  
**Free Practice - 3**  
**Best 5 Lap Times**



Cl	N° Entrant/Team	Nat	Driver 1	Nat	Driver 2	Nat	Vehicle	Cat	Cl	Best 1		Best 2		Best 3		Best 4		Best 5	
										Time	Lap	Time	Lap	Time	Lap	Time	Lap	Time	Lap
1	6 Baron Motorsport Team	AUT	Andrzej Lewandowski	POL	Adrian Lewandowski	POL	Ferrari 296 GT3	AM	1	1:43.818	16	1:44.056	14	1:44.220	13	1:44.384	18	1:44.962	11
2	75 Team ISR	CZE	Filip Salaquarda	CZE	Libor Milota	CZE	Audi R8 LMS GT3 Evo II	PROAM	1	1:43.955	11	1:44.119	10	1:44.349	9	1:44.424	8	1:44.621	13
3	79 Sendom Racing Team	POL	Seweryn Mazur	POL			Lamborghini Huracan Evo 2	AM	2	1:44.205	13	1:44.271	10	1:44.430	17	1:44.703	19	1:44.780	18
4	777 Olimp Racing	POL	Marcin Jedliński	POL	Karol Basz	POL	Ferrari 296 GT3 EVO	PROAM	2	1:44.305	15	1:44.490	14	1:45.018	11	1:46.247	4	1:46.913	5
5	12 Fach Auto Tech	CHE	Joel Monegro Reyes	DOM			Porsche 911 GT3 R EVO (992)	AM	3	1:44.641	18	1:44.948	16	1:45.170	14	1:45.446	8	1:45.850	4
6	54 CBRX by SPS	DEU	Dexter Müller	CHE	Yannick Mettler	CHE	Mercedes AMG GT3 EVO	PROAM	3	1:44.804	12	1:45.151	13	1:45.179	11	1:45.612	16	1:45.614	14
7	14 Good Speed Racing Team	POL	Piotr Wira	POL	Tomasz Magdziarz	POL	Aston Martin AMR Vantage GT3	AM	4	1:44.813	7	1:45.276	4	1:45.872	20	1:45.979	19	1:46.036	18
8	11 Fach Auto Tech	CHE	Alexander Schwarzer	DEU	Alexander Fach	CHE	Porsche 911 GT3 R EVO (992)	PROAM	4	1:45.252	13	1:45.303	14	1:45.363	21	1:45.559	20	1:45.599	18
9	16 AF Corse	ITA	Marcelo Hahn	BRA	Galid Osman	BRA	Ferrari 296 GT3 EVO	AM	5	1:45.480	18	1:45.527	10	1:45.629	12	1:45.736	9	1:46.111	13
10	55 AF Corse	ITA	Laurent De Meeus	BEL	Vincent Abril	FRA	Ferrari 296 GT3 EVO	PROAM	5	1:45.539	12	1:45.695	14	1:45.841	13	1:46.227	11	1:46.387	15
11	26 Saintéloc Racing	FRA	Michaël Blanchemain	FRA	Jim Pla	FRA	Audi R8 LMS GT3 Evo II	PROAM	6	1:46.299	17	1:46.449	9	1:46.737	16	1:47.603	10	1:47.820	8
12	97 Blackthorn	GBR	Charles Bateman	GBR	Kobe Pauwels	BEL	Aston Martin AMR Vantage GT3	PROAM	7	1:46.599	19	1:46.600	4	1:46.613	12	1:46.720	7	1:46.950	18
13	107 AF Corse	ITA	Rey Acosta	USA	Marco Bonanomi	ITA	Ferrari 296 GT3 EVO	AM	6	1:46.714	5	1:47.006	7	1:47.202	15	1:47.311	8	1:47.403	9
14	88 Track Focused	GBR	Darren Kell	GBR	James Kell	GBR	McLaren 720 Evo GT3	PROAM	8	1:46.798	19	1:47.113	15	1:47.227	18	1:47.692	20	1:47.750	17
15	500 Gamota Racing	HUN	Antal Zsigo	GBR	Csaba Walter	HUN	BMW M4 GT3 EVO	AM	7	1:47.036	17	1:47.188	15	1:47.336	16	1:47.422	11	1:48.047	19
16	77 Grupo Prom Racing Team	DEU	Alfredo Hernández	MEX			Mercedes AMG GT3 EVO	AM	8	1:52.232	2	3:35.282	3						
17	5 Olimp Racing	POL	Stanislaw Jedliński	POL	Krystian Korzeniowski	POL	Ferrari 296 GT3 EVO	AM	9	1:57.636	9	1:59.384	2	1:59.707	8	2:00.521	7	2:02.915	10



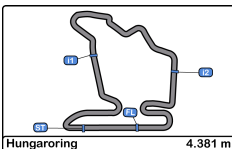


**Hungaroring**  
**International GT Open**  
**Free Practice - 3**  
**Best 5 Top Speeds**



Cl	N°	Entrant/Team	Nat	Driver 1	Nat	Driver 2	Nat	Vehicle	Cat	Cl	Top 1		Top 2		Top 3		Top 4		Top 5		Avg
											Km/h	Lap	Km/h	Lap	Km/h	Lap	Km/h	Lap	Km/h	Lap	
1	79	Sendom Racing Team	POL	Seweryn Mazur	POL			Lamborghini Huracan Evo 2	AM	1	230.7	14	230.7	19	230.7	20	230.2	18	229.7	9	230.4
2	97	Blackthorn	GBR	Charles Bateman	GBR			Aston Martin AMR Vantage GT3	PROAM	1	230.7	19	230.2	18	229.7	16	229.7	20	228.8	11	229.8
3	14	Good Speed Racing Team	POL	Piotr Wira	POL			Aston Martin AMR Vantage GT3	AM	2	230.2	7	229.2	6	229.2	19	228.8	5	228.8	21	229.3
4	75	Team ISR	CZE	Filip Salaquarda	CZE			Audi R8 LMS GT3 Evo II	PROAM	2	230.2	12	229.7	14	229.2	5	229.2	13	228.3	7	229.3
5	777	Olimp Racing	POL	Marcin Jedliński	POL			Ferrari 296 GT3 EVO	PROAM	3	229.7	15	229.7	16	229.7	17	229.2	3	229.2	4	229.5
6	12	Fach Auto Tech	DOM	Joel Monegro Reyes	DOM			Porsche 911 GT3 R EVO (992)	AM	3	228.8	7	228.3	9	228.3	15	228.3	19	227.8	13	228.3
7	6	Baron Motorsport Team	POL	Andrzej Lewandowski	POL			Ferrari 296 GT3	AM	4	228.3	17	226.8	19	226.4	14	225.9	6	225.9	13	226.7
8	54	CBRX by SPS	CHE	Dexter Müller	CHE			Mercedes AMG GT3 EVO	PROAM	4	228.3	18	227.8	5	227.3	4	227.3	12	226.8	3	227.5
9	55	AF Corse	BEL	Laurent De Meeus	BEL			Ferrari 296 GT3 EVO	PROAM	5	228.3	8	227.8	6	227.8	12	227.8	14	227.3	7	227.8
10	500	Gamota Racing	HUN	Antal Zsigo	HUN			BMW M4 GT3 EVO	AM	5	228.3	19	227.8	12	227.8	17	227.3	18	226.8	9	227.6
11	11	Fach Auto Tech	CHE	Alexander Schwarzer	CHE			Porsche 911 GT3 R EVO (992)	PROAM	6	227.8	19	226.4	11	226.4	20	225.9	6	225.9	7	226.5
12	16	AF Corse	BRA	Marcelo Hahn	BRA			Ferrari 296 GT3 EVO	AM	6	226.8	11	226.4	8	226.4	14	226.4	19	225.9	5	226.4
13	107	AF Corse	ITA	Rey Acosta	ITA			Ferrari 296 GT3 EVO	AM	7	226.4	16	225.9	15	225.4	7	225.4	9	225.4	17	225.7
14	88	Track Focused	GBR	Darren Kell	GBR			McLaren 720 Evo GT3	PROAM	7	225.4	13	224.0	19	224.0	21	223.6	18	223.1	16	224.0
15	26	Saintéloc Racing	FRA	Michaël Blanchemain	FRA			Audi R8 LMS GT3 Evo II	PROAM	8	224.5	13	224.5	17	224.0	11	223.6	8	223.6	10	224.0
16	77	Grupo Prom Racing Team	MEX	Alfredo Hernández	MEX			Mercedes AMG GT3 EVO	AM	8	224.0	3	222.6	2							223.3



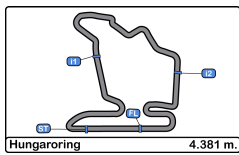


**Hungaroring**  
**International GT Open**  
**Free Practice - 3**  
**Fastest Laps Sequence**



Lap	Time of Day	Session Time	Nº Entrant/Team	Nat	Driver 1	Nat	Driver 2	Nat	Vehicle	Cat	Time	Km/h
2	17:48:54.045	3:54.045	97 Blackthorn	GBR	Charles Bateman	GBR	Kobe Pauwels	BEL	Aston Martin AMR Vantage GT3 EV	PROAM	1:48.014	146.0
2	17:49:56.986	4:56.986	11 Fach Auto Tech	CHE	Alexander Schwarzer	DEU	Alexander Fach	CHE	Porsche 911 GT3 R EVO (992)	PROAM	1:47.195	147.1
4	17:52:16.832	7:16.832	14 Good Speed Racing Team	POL	Piotr Wira	POL	Tomasz Magdziarz	POL	Aston Martin AMR Vantage GT3 EV	AM	1:45.276	149.8
7	17:57:48.127	12:48.127	14 Good Speed Racing Team	POL	Piotr Wira	POL	Tomasz Magdziarz	POL	Aston Martin AMR Vantage GT3 EV	AM	1:44.813	150.4
7	18:00:59.257	15:59.257	75 Team ISR	CZE	Filip Salaquarda	CZE	Libor Milota	CZE	Audi R8 LMS GT3 Evo II	PROAM	1:44.624	150.7
8	18:02:43.681	17:43.681	75 Team ISR	CZE	Filip Salaquarda	CZE	Libor Milota	CZE	Audi R8 LMS GT3 Evo II	PROAM	1:44.424	151.0
9	18:04:28.030	19:28.030	75 Team ISR	CZE	Filip Salaquarda	CZE	Libor Milota	CZE	Audi R8 LMS GT3 Evo II	PROAM	1:44.349	151.1
10	18:06:12.149	21:12.149	75 Team ISR	CZE	Filip Salaquarda	CZE	Libor Milota	CZE	Audi R8 LMS GT3 Evo II	PROAM	1:44.119	151.4
11	18:07:56.104	22:56.104	75 Team ISR	CZE	Filip Salaquarda	CZE	Libor Milota	CZE	Audi R8 LMS GT3 Evo II	PROAM	1:43.955	151.7
16	18:21:33.266	36:33.266	6 Baron Motorsport Team	POL	Andrzej Lewandowski	POL	Adrian Lewandowski	POL	Ferrari 296 GT3	AM	1:43.818	151.9





**Hungaroring**  
**International GT Open**  
**Free Practice - 3**  
**Pit Stop Analysis**



**5** Stanislaw Jedliński Ferrari 296 GT3 EVO

AM Krystian Korzeniowski Olimp Racing

Nº	In Day Time	In Time	Out Time	Pit Time	T. Pit Time	Handicap	Diff.
1	17:56:16.162	17:56:16.162	17:57:55.713	1:39.551	1:39.551		

**6** Andrzej Lewandowski Ferrari 296 GT3

AM Adrian Lewandowski Baron Motorsport Team

Nº	In Day Time	In Time	Out Time	Pit Time	T. Pit Time	Handicap	Diff.
1	17:47:36.534	17:47:36.534	17:49:40.595	2:04.061	2:04.061		
2	17:56:11.069	17:56:11.069	17:59:17.210	3:06.141	5:10.202		
3	18:08:11.418	18:08:11.418	18:09:14.910	1:03.492	6:13.694		

**11** Alexander Schwarzer Porsche 911 GT3 R EVO (992)

PROAM Alexander Fach Fach Auto Tech

Nº	In Day Time	In Time	Out Time	Pit Time	T. Pit Time	Handicap	Diff.
1	17:58:58.427	17:58:58.427	18:00:01.374	1:02.947	1:02.947		
2	18:14:18.528	18:14:18.528	18:15:29.320	1:10.792	2:13.739		

**12** Joel Monegro Reyes Porsche 911 GT3 R EVO (992)

AM Fach Auto Tech

Nº	In Day Time	In Time	Out Time	Pit Time	T. Pit Time	Handicap	Diff.
1	18:03:14.219	18:03:14.219	18:07:57.083	4:42.864	4:42.864		

**14** Piotr Wira Aston Martin AMR Vantage GT3 EVO

AM Tomasz Magdziarz Good Speed Racing Team

Nº	In Day Time	In Time	Out Time	Pit Time	T. Pit Time	Handicap	Diff.
1	17:59:35.399	17:59:35.399	18:01:16.157	1:40.758	1:40.758		
2	18:15:43.346	18:15:43.346	18:17:34.719	1:51.373	3:32.131		

**16** Marcelo Hahn Ferrari 296 GT3 EVO

AM Galid Osman AF Corse

Nº	In Day Time	In Time	Out Time	Pit Time	T. Pit Time	Handicap	Diff.
1	17:56:36.927	17:56:36.927	17:58:11.971	1:35.044	1:35.044		
2	18:12:25.155	18:12:25.155	18:15:16.827	2:51.672	4:26.716		

**26** Michaël Blanchemain Audi R8 LMS GT3 Evo II

PROAM Jim Pla Saintéloc Racing

Nº	In Day Time	In Time	Out Time	Pit Time	T. Pit Time	Handicap	Diff.
1	17:50:41.439	17:50:41.439	17:54:02.584	3:21.145	3:21.145		
2	18:12:17.798	18:12:17.798	18:16:44.378	4:26.580	7:47.725		

**54** Dexter Müller Mercedes AMG GT3 EVO

PROAM Yannick Mettler CBRX by SPS

Nº	In Day Time	In Time	Out Time	Pit Time	T. Pit Time	Handicap	Diff.
1	17:58:36.234	17:58:36.234	17:59:51.791	1:15.557	1:15.557		
2	18:01:39.036	18:01:39.036	18:02:54.543	1:15.507	2:31.064		
3	18:04:42.547	18:04:42.547	18:05:35.298	52.751	3:23.815		

**55** Laurent De Meeus Ferrari 296 GT3 EVO

PROAM Vincent Abril AF Corse

Nº	In Day Time	In Time	Out Time	Pit Time	T. Pit Time	Handicap	Diff.
1	18:00:48.773	18:00:48.773	18:02:17.705	1:28.932	1:28.932		

**75** Filip Salaquarda Audi R8 LMS GT3 Evo II

PROAM Libor Milota Team ISR

Nº	In Day Time	In Time	Out Time	Pit Time	T. Pit Time	Handicap	Diff.
1	17:54:50.763	17:54:50.763	17:57:28.666	2:37.903	2:37.903		
2	18:13:27.025	18:13:27.025	18:14:17.231	50.206	3:28.109		

**79** Seweryn Mazur Lamborghini Huracan Evo 2

AM Sedom Racing Team

Nº	In Day Time	In Time	Out Time	Pit Time	T. Pit Time	Handicap	Diff.
1	17:59:23.995	17:59:23.995	18:01:27.321	2:03.326	2:03.326		
2	18:14:21.629	18:14:21.629	18:15:28.599	1:06.970	3:10.296		

**88** Darren Kell McLaren 720 Evo GT3

PROAM James Kell Track Focused

Nº	In Day Time	In Time	Out Time	Pit Time	T. Pit Time	Handicap	Diff.
1	18:03:57.806	18:03:57.806	18:06:41.950	2:44.144	2:44.144		

**97** Charles Bateman Aston Martin AMR Vantage GT3 EVO

PROAM Kobe Pauwels Blackthorn

Nº	In Day Time	In Time	Out Time	Pit Time	T. Pit Time	Handicap	Diff.
1	18:01:32.762	18:01:32.762	18:04:18.251	2:45.489	2:45.489		
2	18:16:54.909	18:16:54.909	18:19:54.011	2:59.102	5:44.591		

**107** Rey Acosta Ferrari 296 GT3 EVO

AM Marco Bonanomi AF Corse

Nº	In Day Time	In Time	Out Time	Pit Time	T. Pit Time	Handicap	Diff.
1	17:51:34.113	17:51:34.113	17:53:22.438	1:48.325	1:48.325		
2	18:07:50.210	18:07:50.210	18:14:14.533	6:24.323	8:12.648		

**500** Antal Zsigo BMW M4 GT3 EVO

AM Csaba Walter Gamota Racing

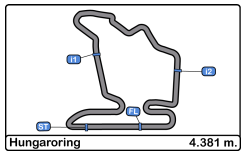
Nº	In Day Time	In Time	Out Time	Pit Time	T. Pit Time	Handicap	Diff.
1	17:50:58.718	17:50:58.718	17:53:03.645	2:04.927	2:04.927		
2	17:58:32.397	17:58:32.397	18:01:20.253	2:47.856	4:52.783		
3	18:13:59.054	18:13:59.054	18:15:20.952	1:21.898	6:14.681		

**777** Marcin Jedliński Ferrari 296 GT3 EVO

PROAM Karol Basz Olimp Racing

Nº	In Day Time	In Time	Out Time	Pit Time	T. Pit Time	Handicap	Diff.
1	18:02:11.318	18:02:11.318	18:03:31.580	1:20.262	1:20.262		
2	18:05:17.837	18:05:17.837	18:06:37.720	1:19.883	2:40.145		
3	18:12:03.436	18:12:03.436	18:15:59.372	3:55.936	6:36.081		

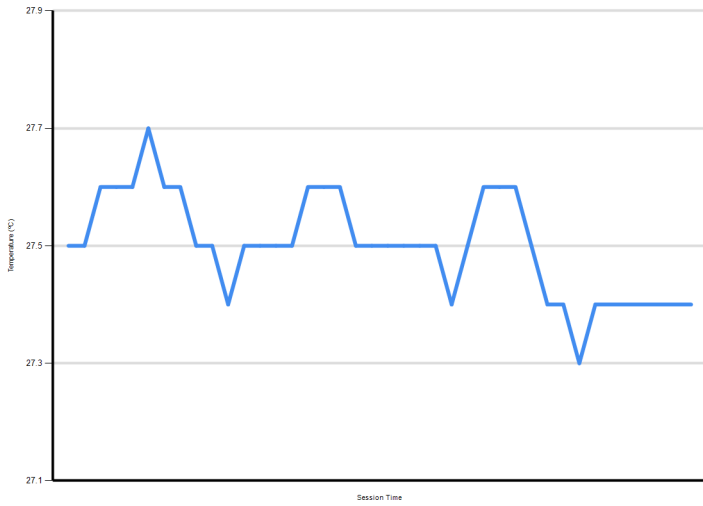




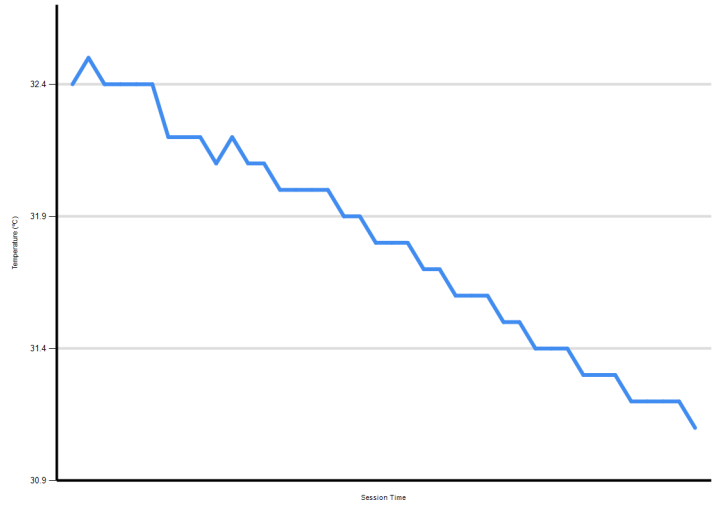
# Hungaroring International GT Open Free Practice - 3 Weather Report



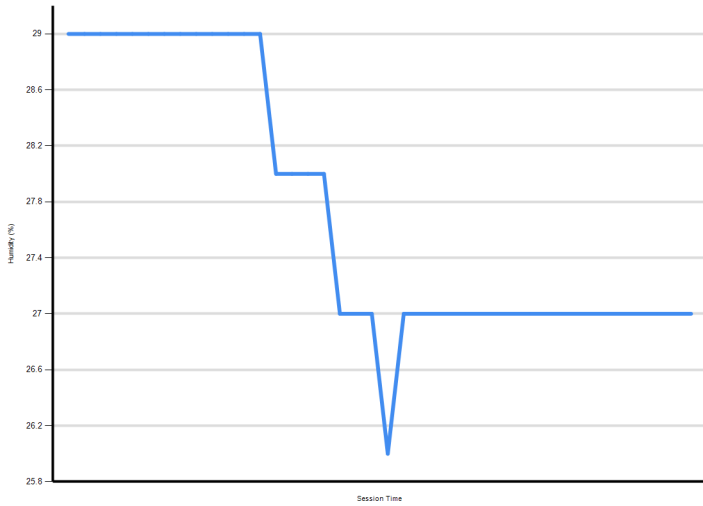
Air Temperature



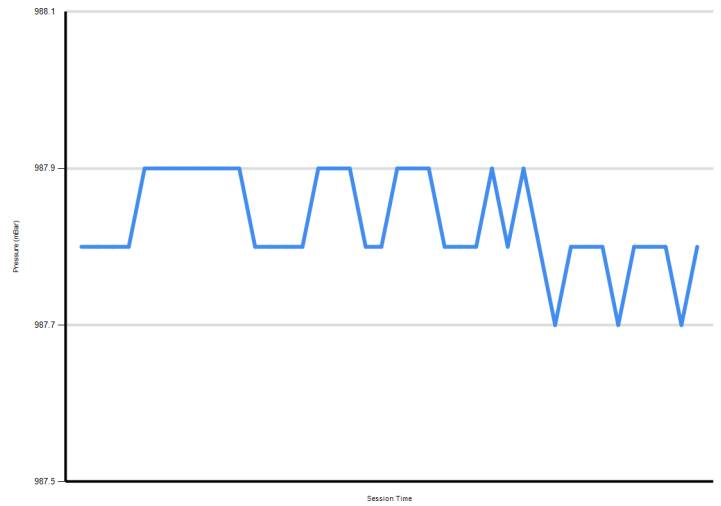
Track Temperature



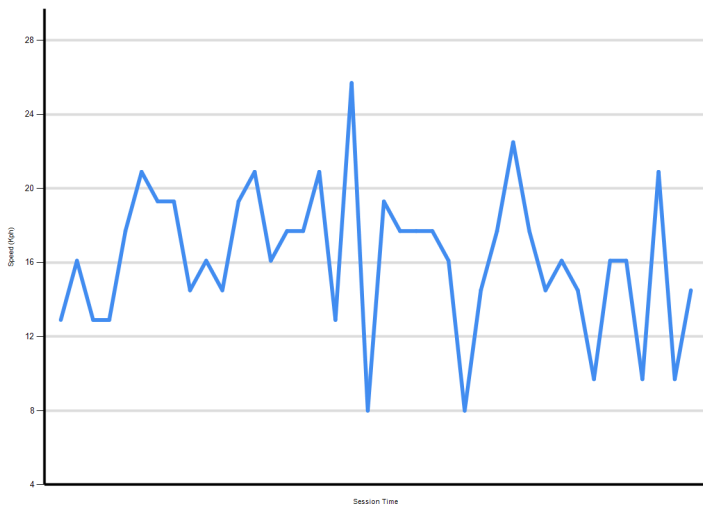
Humidity



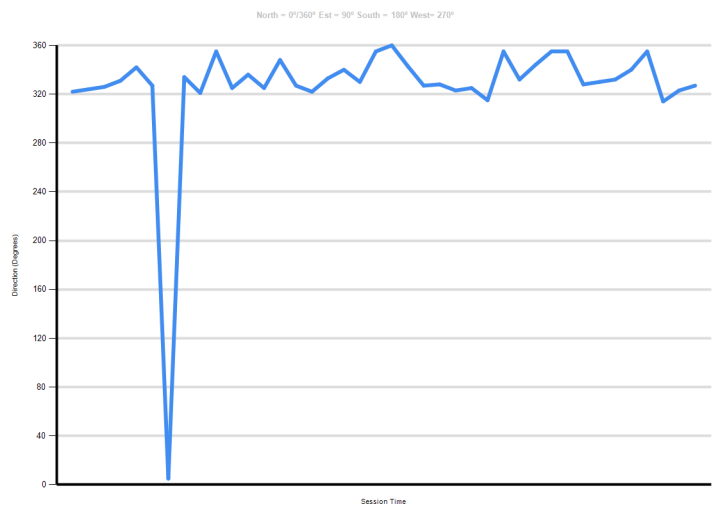
Pressure

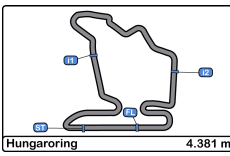


Wind Speed



Wind direction





**Hungaroring**  
**International GT Open**  
**Free Practice - 1 - 2 - 3**  
**Combined Results**



Cls	Nº	Entrant/Team	Nat	Driver 1	Nat	Driver 2	Nat	Vehicle	Cat	Cls	Laps	FP1	FP2	FP3	Best	Gap	Interval	Km/h			
1	71	Team Motopark	DEU	Christian Mansell	AUS	Maximilian Götz	DEU	Mercedes AMG GT3 EVO	PRO	1	50	1:44.781	6	<b>1:43.455</b>	1	<b>1:43.455</b>		152.4			
2	11	Fach Auto Tech	CHE	Alexander Schwarzer	DEU	Alexander Fach	CHE	Porsche 911 GT3 R EVO (992)	PROAM	1	77	1:44.632	1	<b>1:43.535</b>	2	<b>1:45.252</b>	1	<b>1:43.535</b>	0.080	0.080	152.3
3	6	Baron Motorsport Team	AUT	Andrzej Lewandowski	POL	Adrian Lewandowski	POL	Ferrari 296 GT3	AM	1	72	1:45.919	2	1:45.135	1	1:43.818	1	<b>1:43.818</b>	0.363	0.283	151.9
4	911	ZRS Motorsport	ITA	Pietro Armanni	ITA	Alex Fontana	CHE	Porsche 911 GT3 R EVO (992)	PRO	2	55	1:44.739	1	<b>1:43.933</b>	2			<b>1:43.933</b>	0.478	0.115	151.7
5	54	CBRX by SPS	DEU	Dexter Müller	CHE	Yannick Mettler	CHE	Mercedes AMG GT3 EVO	PROAM	2	72	1:44.554	9	<b>1:43.941</b>	1	<b>1:44.804</b>	1	<b>1:43.941</b>	0.486	0.008	151.7
6	75	Team ISR	CZE	Filip Salaquarda	CZE	Libor Milota	CZE	Audi R8 LMS GT3 Evo II	PROAM	3	71	1:44.481	1	1:44.215	2	1:43.955	1	<b>1:43.955</b>	0.500	0.014	151.7
7	55	AF Corse	ITA	Laurent De Meeus	BEL	Vincent Abril	FRA	Ferrari 296 GT3 EVO	PROAM	4	70	<b>1:44.040</b>	2	1:44.727	6	1:45.539	1	<b>1:44.040</b>	0.585	0.085	151.5
8	777	Olimp Racing	POL	Marcin Jedliński	POL	Karol Basz	POL	Ferrari 296 GT3 EVO	PROAM	5	70	1:45.343	1	<b>1:44.046</b>	2	<b>1:44.305</b>	1	<b>1:44.046</b>	0.591	0.006	151.5
9	79	Sendom Racing Team	POL	Seweryn Mazur	POL			Lamborghini Huracan Evo 2	AM	2	69	1:44.969	2	1:45.906	2	1:44.205	1	<b>1:44.205</b>	0.750	0.159	151.3
10	33	Greystone GT	GBR	Zac Meakin	GBR	Dean Macdonald	GBR	McLaren 720s GT3 Evo	PRO	3	52	1:44.947	6	<b>1:44.291</b>	1			<b>1:44.291</b>	0.836	0.086	151.2
11	17	Elite Motorsport with Entire Race Engineering	GBR	Tom Emson	GBR	Tom Lebbon	GBR	Ferrari 296 GT3 EVO	PRO	4	51	1:45.024	2	<b>1:44.307</b>	1			<b>1:44.307</b>	0.852	0.016	151.2
12	96	AF Corse	ITA	Yaroslav Veselaho	BRA	Thomas Neubauer	FRA	Ferrari 296 GT3 EVO	PRO	5	52	1:44.811	5	<b>1:44.480</b>	1			<b>1:44.480</b>	1.025	0.173	150.9
13	16	AF Corse	ITA	Marcelo Hahn	BRA	Galid Osman	BRA	Ferrari 296 GT3 EVO	AM	3	66	1:46.063	1	<b>1:44.503</b>	1	<b>1:45.480</b>	1	<b>1:44.503</b>	1.048	0.023	150.9
14	28	Team Motopark	DEU	Marcelo Ramírez	MEX	Dominik Baumann	AUT	Mercedes AMG GT3 EVO	PRO	6	47	1:45.043	3	<b>1:44.531</b>	2			<b>1:44.531</b>	1.076	0.028	150.8
15	51	AF Corse	ITA	Rafael Durán	ESP	Tommaso Mosca	ITA	Ferrari 296 GT3 EVO	PRO	7	57	1:44.830	1	<b>1:44.541</b>	1			<b>1:44.541</b>	1.086	0.010	150.8
16	88	Track Focused	GBR	Darren Kell	GBR	James Kell	GBR	McLaren 720 Evo GT3	PROAM	6	72	1:45.712	6	<b>1:44.603</b>	1	<b>1:46.798</b>	1	<b>1:44.603</b>	1.148	0.062	150.7
17	12	Fach Auto Tech	CHE	Joel Monegro Reyes	DOM			Porsche 911 GT3 R EVO (992)	AM	4	74	1:45.921	2	1:45.406	2	1:44.641	1	<b>1:44.641</b>	1.186	0.038	150.7
18	107	AF Corse	ITA	Rey Acosta	USA	Marco Bonanomi	ITA	Ferrari 296 GT3 EVO	AM	5	64	<b>1:44.647</b>	7	1:45.383	1	1:46.714	5	<b>1:44.647</b>	1.192	0.006	150.7
19	5	Olimp Racing	POL	Stanislaw Jedliński	POL	Krystian Korzeniowski	POL	Ferrari 296 GT3 EVO	AM	6	52	1:45.187	7	<b>1:44.744</b>	3	<b>1:57.636</b>	9	<b>1:44.744</b>	1.289	0.097	150.5
20	14	Good Speed Racing Team	POL	Piotr Wira	POL	Tomasz Magdziarz	POL	Aston Martin AMR Vantage GT3 EVO	AM	7	79	1:46.554	2	1:46.279	2	1:44.813	7	<b>1:44.813</b>	1.358	0.069	150.4
21	97	Blackthorn	GBR	Charles Bateman	GBR	Kobe Pauwels	BEL	Aston Martin AMR Vantage GT3 EVO	PROAM	7	69	<b>1:44.931</b>	6	1:45.355	2	1:46.599	1	<b>1:44.931</b>	1.476	0.118	150.3
22	24	Greystone GT	GBR	Andrey Borodin	IND	Oliver Webb	GBR	McLaren 720s GT3 Evo	PROAM	8	41	1:45.009	5	<b>1:44.947</b>	1			<b>1:44.947</b>	1.492	0.016	150.2
23	63	Scuderia Villorba Corse	ITA	Leonardo Moncini	ITA	Rodrigo Testa	PRT	Lamborghini Huracan Evo 2	PRO	8	48	1:47.076	7	<b>1:45.179</b>	2			<b>1:45.179</b>	1.724	0.232	149.9
24	26	Saintéloc Racing	FRA	Michaël Blanchemain	FRA	Jim Pla	FRA	Audi R8 LMS GT3 Evo II	PROAM	9	69	1:45.944	8	<b>1:45.211</b>	2	<b>1:46.299</b>	1	<b>1:45.211</b>	1.756	0.032	149.9
25	7	4F PTT Racing Team	POL	Hubert Darmetko	POL	Fabian Dybionka	POL	BMW M4 GT3 EVO	PROAM*	10	57	1:46.070	6	<b>1:45.226</b>	6			<b>1:45.226</b>	1.771	0.015	149.8
26	500	Gamota Racing	SVK	Antal Zsigo	SVK	Csaba Walter	HUN	BMW M4 GT3 EVO	AM	8	68	1:47.174	2	<b>1:45.979</b>	1	<b>1:47.036</b>	1	<b>1:45.979</b>	2.524	0.753	148.8
27	77	Grupo Prom Racing Team	MEX	Alfredo Hernández	MEX			Mercedes AMG GT3 EVO	AM	9	56	1:49.157	2	<b>1:47.953</b>	2	<b>1:52.232</b>	2	<b>1:47.953</b>	4.498	1.974	146.0

Published at:.....

<b>Race Director:</b>	Alessandro Ferrari	<b>Timekeeper:</b>	Luis García
	ACI DGA 392080		JCR-2654-ESP/M

